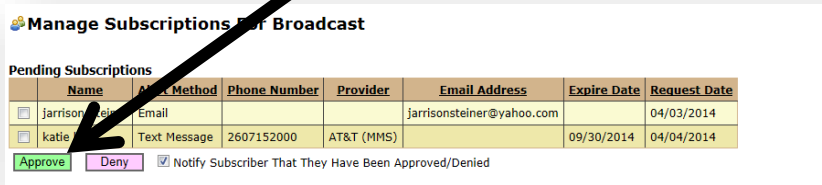


## What is Ohio Alerts?

- Free text or e-mail alert system provided through NOACSC
- Similar to Honeywell
- Can be set up for any teacher’s list of students (over age 13) and/or parents
- It’s safe! Subscribers (parents or students) cannot respond, and you cannot send messages to individuals.

## How to Create a Group:

1. FMX the following information to Harold:
  - a. The group or list name (for example, 2A Parents, Yearbook, or Varsity Baseball Team)
  - b. Your school e-mail address
  - c. Default subject line (for example: Assignment Reminder) (you can change this any time you send a message)
2. Harold will automatically make your list Moderated, meaning you will have to approve everyone who subscribes. You will receive an e-mail notifying you when you have a new subscriber to approve. Follow the link and Approve or Deny new subscribers:



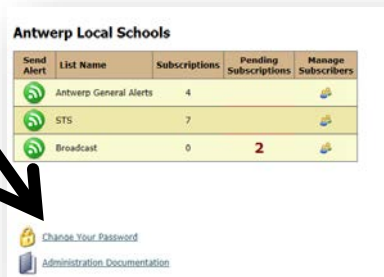
**Manage Subscriptions for Broadcast**

Pending Subscriptions

	Name	Alert Method	Phone Number	Provider	Email Address	Expire Date	Request Date
<input type="checkbox"/>	jarrison	Email			jarrisonsteiner@yahoo.com		04/03/2014
<input type="checkbox"/>	katie	Text Message	2607152000	AT&T (MMS)		09/30/2014	04/04/2014


Notify Subscriber That They Have Been Approved/Denied

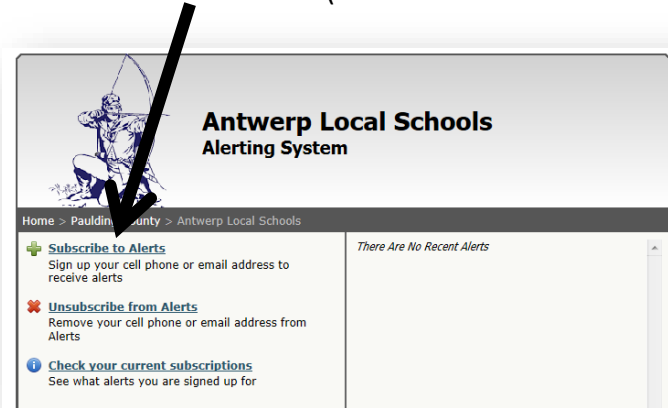
3. To log in otherwise, follow these steps:
  - a. Go to <http://ohioalerts.org>.
  - b. Click on Paulding, then Antwerp Local Schools.
  - c. Click on Administration at the bottom left of the screen.
  - d. Log in using your e-mail address and the default password (archers).
  - e. Change your password (bottom left of screen).



**Antwerp Local Schools**

Send Alert	List Name	Subscriptions	Pending Subscriptions	Manage Subscribers
	Antwerp General Alerts	4		
	STS	7		
	Broadcast	0	2	

4. To send a message to your list/group:
  - a. Follow the steps above (#3).
  - b. Click the green Send Alert icon  next to your list/group name.
  - c. Or, access <http://m.ohioalerts.org> from your smartphone.
5. Instructions for subscribers (parents or students) – Walk them through these steps or somehow provide instructions for them.
  - a. Go to <http://ohioalerts.org>.
  - b. Click on Paulding, then Antwerp Local Schools.
  - c. Click on Subscribe to Alerts (or Unsubscribe from Alerts).



- d. Follow the instructions: enter name, subscription expiration date (for example, graduation or end of school year date), alert method, phone number, phone provider, etc.